

LED T8 RETROFIT TUBE

FL-T8-15W1200BIXF(Type A and B)



Color: White

Weight: 0.6 lbs

Project Name:

Catalogue Number:

Fixture Schedule:

Comments:

Specifications

| | | | |
|---------------------|-----------------|--------------------|---------------|
| Light Output | 1950-2700LM | Frequency | 50-60 Hz |
| Efficacy | 130-150 LPW | THD | 13.39% |
| Wattage | 15/18 W | L70 Lifespan | 50,000 hours |
| Color Accuracy | > 80 | IP Rating | Damp location |
| (CRI) Kelvin (CCT) | 3,500-5000K | Beam Angle | 120 DEG |
| Power Factor | > 0.91 | Dimming Compatible | Yes |
| Working Environment | -13° F ~ 113° F | Mercury Content | No Hg |
| Input Voltage | 100-277VAC | Lens | Polycarbonate |

Product Description

E2 Lighting's LED Linear T8 Lamps are the ideal energy saving choices when upgrading traditional linear T8 or T12 fluorescent lamps in fixtures containing standard non-shunted G13 (medium bi-pin) sockets. Featuring IPS (Internal Power Supply) technology, this T8 lamp proves to be a quick industry retrofit solution. The fixtures are UL listed and on the Design Lights Consortium® (DLC) Qualified Products List and eligible for rebates from DLC member utilities.

Product Features

- Extruded aluminum heat sink is fully-sealed and dirt and bug proof
- Integral secondary heat sink optimizes thermal transfer and maximizes performance and LED lifespan
- Superior thermal management with dual end cap air flow
- Smooth light output, instant-on, no hot spot and glare-free
- Integral high-performance LED driver and high-performance SMD LEDs
- High uniformity of light creates elegant lighting atmosphere for retail & commercial applications
- High Efficiency; greater than 130 LPW advances energy savings up to 60% vs. T8 fluorescent luminaires
- Up to 50,000-hour L70 LED lifespan
- 5-Year Warranty

Applications

- Indoor and dry location environmental system
- Retail and commercial applications

Available Options

- Optional color temperatures include 3,500, 4,000, 5,000K
- Lumens output: Varies by direct wire or with ballast.
- Dual mode UL Type A and B; ballast compatible and bypass, respectively

Agency Approvals

- DesignLights Consortium® (DLC)
- LED Lighting Facts®
- UL® and cUL®
- CE and RoHS compliant

Cautions

- Installation by a licensed electrician only.
- Product failure caused by misuse, modification or power surges are not covered under warranty.
- Actual product performance may differ as a result of end-user environment and application.

Warranty

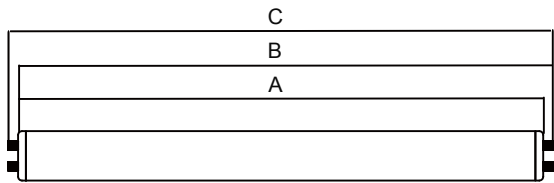
E2 Lighting warrants that our LED products will be free from defects in materials and workmanship for a period of five (5) years from the date of delivery to the end user, including coverage of light output, color stability, driver performance and fixture finish. Please see our complete warranty terms located at www.e2lightingusa.com.

Technical Support

Need help? Please contact our technical support team for assistance at (808) 306-7873.

FL-T8-15W1200-BIXF

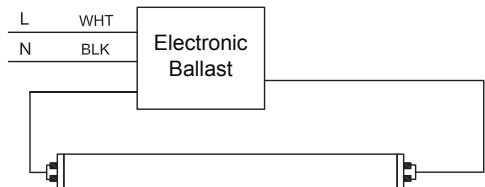
Dimensions



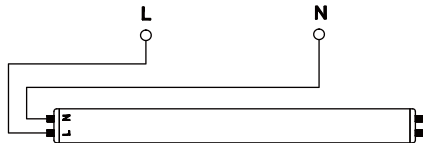
| | |
|------------|---------------|
| Max length | 4ft |
| A | 47.1in/1198mm |
| B | 47.4in/1205mm |
| C | 47.7in/1213mm |
| Weight (g) | <360 |

Installation

Wiring diagrams for electronic ballast fixture (UL Type A):



Wiring diagram for bypassing electronic ballast (UL Type B):



Ordering Matrix

| Model | Lens | Dimensions | Driver | Wattage | Voltage | Color Temp | Lumens |
|--------------------|---------|-------------------------------|-----------------|---------|------------|--|---------|
| FL-T8-15W1200-BIXF | Frosted | L = 48.00" (4ft) D = 1.00" | Internal Driver | 15W | 100-277VAC | 35K = 3500K 40K = 4000K 50K = 5000K 60K = 6000K | Inquire |