


## LED FLAT Tunable PANEL LIGHT

### W/ Emergency Battery Back Up


### E2-PLC-50W-2x4ft (35-40-45-50W) (3K,35K,4K,5K)



2x4



EBBU INDICATOR



Emergency battery back up

Switch to Tune the Wattage and CCT:



CCT Tunable

Watt Tunable

### PRODUCT DESCRIPTION:

Typically used to replace 2'x4' fluorescent fixtures, E2 Lighting's LED flat panel lights are designed to lay in drop ceilings in offices, schools and healthcare applications. The flat panels are available in dimming and non-dimming options and are compatible with building controls, motion sensors, timers and daylight harvesting systems. The unique design of the panels produces side-emitting illumination with high transmittance LGP to achieve even, consistent shadowless light. UL classified/recognized, UL listed, DLC Premium listed and RoHs compliant.

### FEATURES:

- Leading LED driver design and overlong lifespan
- Simple, chic and elegant appearance and non-discoloring
- Greater than 80% energy savings compared to traditional grid fixtures
- Instant startup, perfect light uniformity, soft light, no glare, no noise, no strobe
- 50,000 Hours L70 Lifespan
- Wattage tunable: 35W-40W-45W-50W
- CCT tunable: 3000K-3500K-4000K-5000K
- Integrated Emergency Battery Back Up ,10W with 90mins

### APPLICATION:

- 2x4 Luminaires for Ambient Lighting of Interior Commercial Spaces
- Widely used in Office Buildings, Plants, Schools, Supermarkets, Hotels, Meeting Rooms, Exhibition Halls, Underground Garages and all other environments in need of High Energy Savings and High CRI

### TESTED DATA:

- Technical requirements Version: 4.4
- Classification: Standard
- Light Output: 4375 lm to 6250 lm
- Wattage: 35W, 40W, 45W, 50W
- Efficacy: 125 lm/W
- Power Factor: 0.92
- CCT: 3000K, 3500K, 4000K, 5000 K
- CRI: 82
- THD: <15%
- Frequency: 50-60Hz
- Input Voltage: AC100-277V
- IP Rating: IP40
- Working Environment: -4°F-122°F
- Beam Angle: 120°
- Dimming Compatible: 0-10V dimming
- Mercury Content: No Hg
- Material: Aluminum + High quality LGP
- Lens: Polycarbonate
- Net Weight: 13.89 lbs

### WARRANTY:

E2 warrants that our LED products will be free from defects in materials and workmanship for a period of five (5) years from the date of delivery to the end user, including coverage of light output, color stability, driver performance and fixture finish. Please see our complete warranty terms located at [www.e2lightingusa.com](http://www.e2lightingusa.com).

Product Number	Wattage	Color	Certifications	Dimmable	Voltage	Lumens	Working Hours	CRI
E2-PLC-50W-2X4ft	35W 40W 45W 50W	3000K 3500K 4000K 5000K	UL & DLC®  Premium	Yes  0-10V Dimming	AC100-277V	4375 lm 5000 lm 5626 lm 6250 lm	50,000hrs	82

1. 3000K, 3500K, 4000K, 5000K CCT Tunable.


Standard: Drop Ceiling



Option: Suspension Mount



Option: Surface Mount



### Wiring of panel light with 0-10V dimmable driver

